



Horizontal Grinders for 5/8-11 Cone Wheels

400GH Series




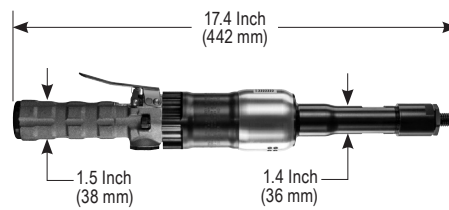
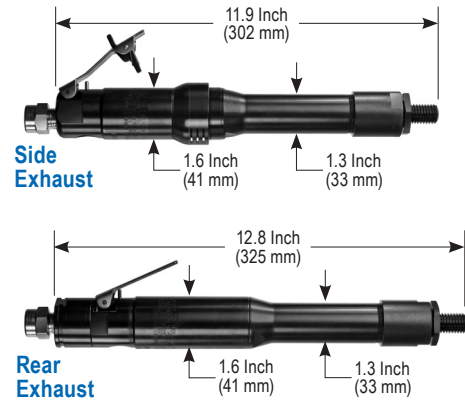
507H Series



520H Series



Rated Speed	Exhaust Direction	Lever Style	MODEL NUMBER	Rated Speed	Exhaust Direction	Lever Style	MODEL NUMBER	Rated Speed	Exhaust Direction	Lever Style	MODEL NUMBER
20000 RPM	Side	Standard Lever	400GHS2;20000	18000 RPM	Side	Standard Lever	507HLS2;18000	12000 RPM	Side	Standard Lever	520HLS2;12000
		Safety Lever	400GHSK2;20000			Safety Lever	507HKS2;18000			Safety Lever	520HKSCW;12000
	Rear	Standard Lever	400GHSR2;20000			Standard Lever	400GHSR2;18000			Standard Lever	400GHSR2;18000
		Safety Lever	400GHSRK2;20000								



HP 1.2 H.P. (900 W)

Lbs 3.2 Lbs. (1.4 Kg) Aluminum
3.8 Lbs. (1.7 Kg) Steel

cfm 35 cfm (16.5 L/s)

SUPPLY 3/8" NPT Inlet
1/2" (13 mm) Hose Size

HP 1.5 H.P. (1.1 kW)

Lbs 6.5 Lbs. (3.0 Kg) Steel Only

cfm 20 cfm (9.4 L/s) Free Speed
35 cfm (16.5 L/s) Max

SUPPLY 1/2" NPT Inlet
1/2" (13 mm) Hose Size

HP 2.0 H.P. (1.5 kW)

Lbs 8.4 Lbs. (3.8 Kg) Steel Only

cfm 20 cfm (9.4 L/s) Free Speed
40 cfm (18.9 L/s) Max

SUPPLY 1/2" NPT Inlet
1/2" (13 mm) Hose Size

STANDARD EQUIPMENT

- Tool
- Operating Instructions and Service Manual
- Wrenches (sizes based on options)

400GH Series Alternate Options



507H & 520H Series Alternate Options Cone Wheel Mounting Handles

